

Data sheet

Non return Valve - Danfoss NVD 895

Description



- For pumping, water supply, general industry
- Closing system : double plate with return spring
- Using these check valves on networks equipped with piston pumps or compressors is not recommended.

Main Data:

- DN 50 - 400
- k_{vs} 35,7 - 5867 m³/h
- PN 10/16
- Medium:
 - Circulation water, drinking water or chilled glycolic water up to 50%
- Medium Temperature:
 - 10 ... 100°C
- Mounting between flanges PN10/16
- Compliance with Pressure Equipment Directive 97/23/EC

Features:

- Operating position : horizontal and vertical
- Minimum occupation of space
- Very low head loss

- Approvals:

Ordering

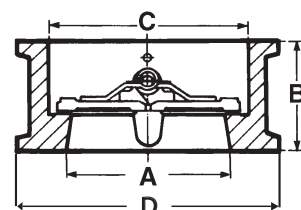
DN	Kv (m ³ /h)	PN	PFA (bar)	PS (bar)				Code No.
				L1	L2	G1	G2	
50	35,7	10/16	16	16	16	16	16	065B7495
65	64,7					15		065B7496
80	116,1					12		065B7497
100	253,3					10		065B7498
125	481,8					0,5		065B7499
150	698,4			0,5	065B7500			
200	1345,5			10	0,5	065B7501		
250	2249,5				0,5	14	065B7502	
300	3098				0,5	11	065B7503	
400	5867				-	8	065B7504	

Note:

The indicated pressure for the different categories of fluids (L1/L2/G1/G2) is under no condition a guarantee of use. Therefore, it is essential to validate the use of products under given operating conditions.

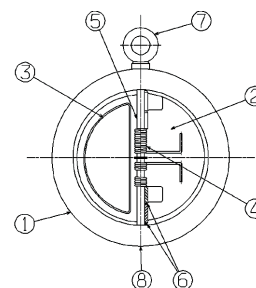
Dimensions

DN	A (mm)	B (mm)	C (mm)	D (mm)	Weight (kg)
50	50	54	60	109	1,2
65	65	54	73	129	1,8
80	80	57	89	144	2,9
100	100	64	114	164	3,9
125	125	70	141	194	5,8
150	150	76	168	220	8
200	200	95	219	275	14
250	250	108	273	330	22
300	300	143	324	380	34
400	400	191	410	491	83



Design

Pos.	Description	Material	EURO	ANSI
1	Casing DN50-150 DN200-400	Cast iron + epoxy Ductile iron + epoxy	EN-GJL-250 EN-GJS-400.15	ASTM A 48 35 B ASTM A 536 60-40-18
2	Plates	Stainless steel	GX5CrNi19-10	AISI 304
3	Seal	EPDM	-	-
4	Spring	Stainless steel	X5CrNiMo17-12-2	AISI 316
5	Steam	Stainless steel	X5CrNiMo17-12-2	AISI 316
6	Bearing	PTFE	-	-
7	Eye bolt DN>150	Steel XC15	-	-
8	Plugs	Brass	-	-

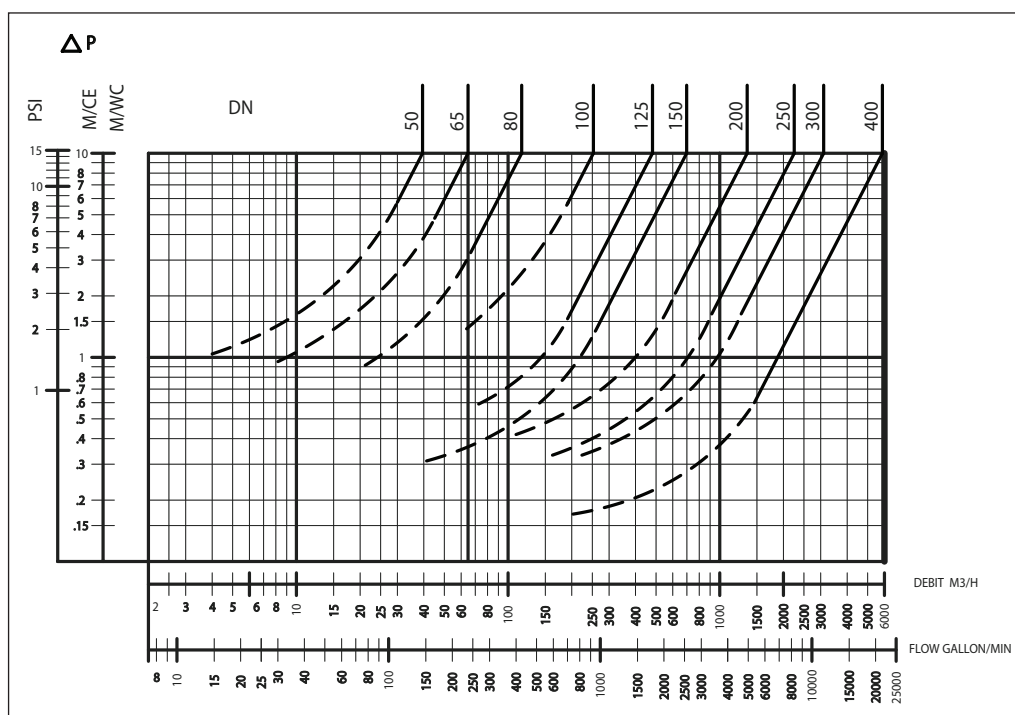


Headloss diagram

DN	Opening pressure (mm)	Kv (m³/h)	ζ
50	Near 0	35,7	7,81
65		64,7	6,81
80		116,1	4,86
100		253,3	2,49
125		481,8	1,68
150		698,4	1,66
200		1345,5	1,41
250		2249,5	1,23
300		3098	1,35
400		5867	1,2

Direction for use :

- Solid line : Valve completely open
- Dotted line : opening stage of valve



Danfoss can accept no responsibility for possible errors in catalogues, brochures and other printed material. Danfoss reserves the right to alter its products without notice. This also applies to products already on order provided that such alterations can be made without consequential changes being necessary in specifications already agreed. All trademarks in this material are property of the respective companies. Danfoss and the Danfoss logotype are trademarks of Danfoss A/S. All rights reserved.